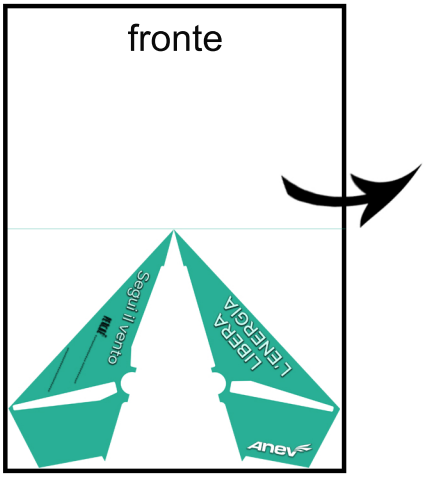

1 - gira il foglio

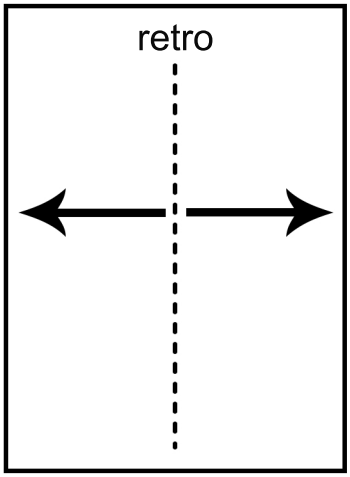

2 - piegalo a metà sovrapponendo i due lati lunghi, poi riaprilo

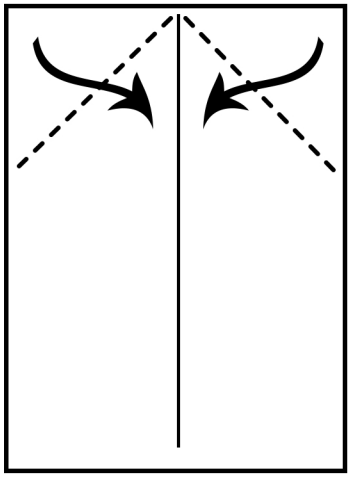

3 - porta gli angoli superiori verso il centro

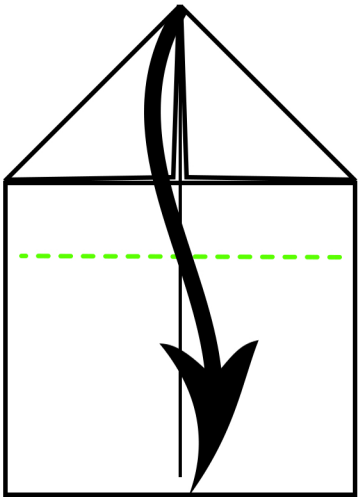

4 - piega la punta verso il centro, fino a raggiungere la fine del foglio

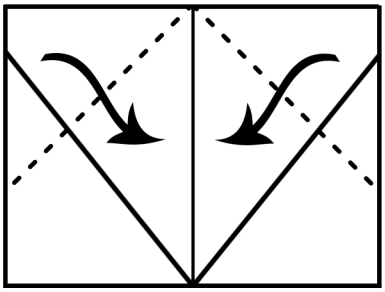

5 - porta gli angoli superiori che si sono formati verso il centro

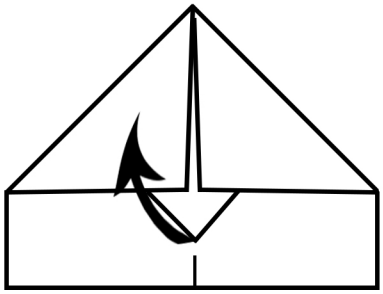

6 - piega la punta che si trova sotto i due angoli verso l'alto

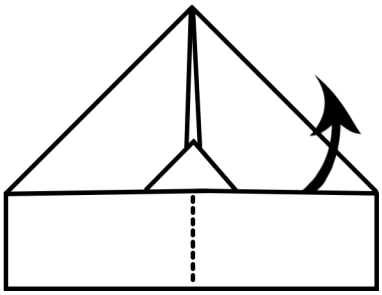

7 - piega il foglio a metà verso l'interno, lungo la linea centrale principale



8 - piega le ali verso il basso lungo le linee tratteggiate



9 - piega verso il basso le due parti bianche in eccesso sulla coda dell'aereo

LIBERA L'ENERGIA

Segui il vento